

ARRAY WALL TWIN

FINISH

bronze with satin brass details and opal glass shades

DIMENSIONS (body of fixture)

825 x 120 x 350 mm (w x d x h)

WEIGHT

3kg (6.6lbs)

ILLUMINATION

220-240v - 2 x G9 - 25w (or 2.5w 2700k)

110-130v - 2 x G9 - 25w (or 2.5w 2700k)

DIMMING

dimmable bulb required

trailing edge dimmable / phase cut (rotary dimmer) - standard

DALI option available (220-240v only)



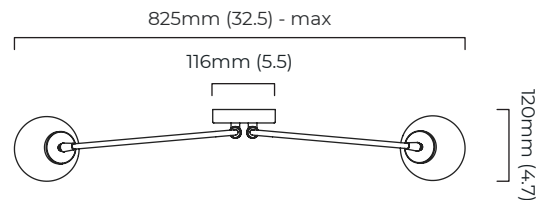
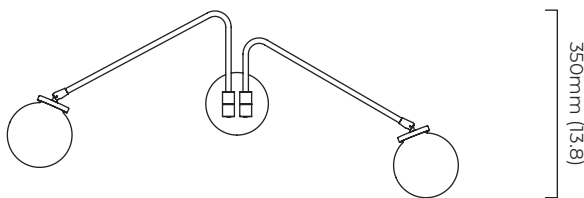
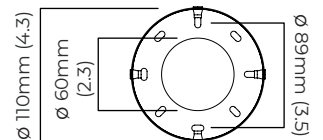
WALL ROSE / PLATE

round ceiling rose - \varnothing 116 x 25 mm (dia x h)

CERTIFICATION



mounting plate dimensions



*Diagrams are not to scale.

SKU NUMBER	FINISH DESCRIPTION	VOLTAGE
ARRWA2BZOG-240	bronze with satin brass details and opal glass shades	220 - 240V
ARRWA2BZOG-110	bronze with satin brass details and opal glass shades	110 - 130v

ARRAY WALL TWIN - DALI-A

FINISH

bronze with satin brass details and opal glass shades

DIMENSIONS (body of fixture)

825 x 120 x 350 mm (w x d x h)

WEIGHT

3kg (6.6lbs)

ILLUMINATION

220-240v - 2 x G9 - 25w (or 2.5w 2700k)

DALI converter to be installed in the wall rose

DIMMING

dimnable bulb required

DALI compatible

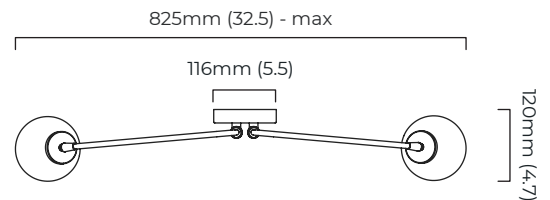
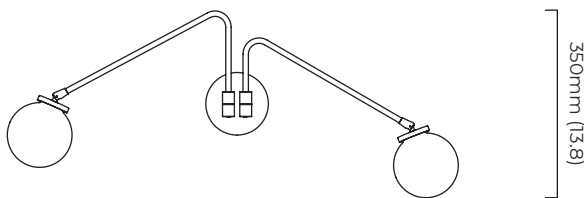
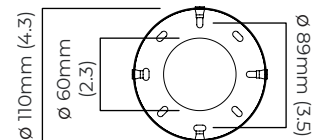
WALL ROSE / PLATE

round ceiling rose - \varnothing 116 x 25 mm (dia x h)

CERTIFICATION



mounting plate dimensions



*Diagrams are not to scale.

SKU NUMBER	FINISH DESCRIPTION	TYPE OF DALI	VOLTAGE
ARRWA2BZOG-DALIA-240	bronze with satin brass details and opal glass shades	DALI A included - For lights that do not require aesthetic alterations. Dali can be fitted in the existent ceiling/wall rose	220 - 240V