



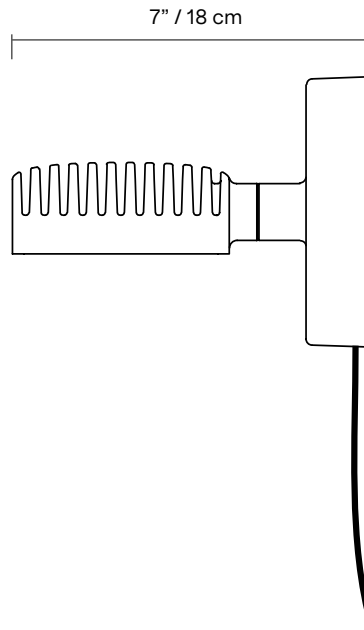
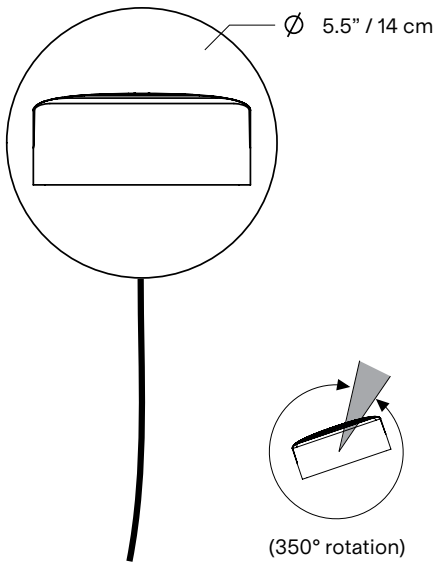
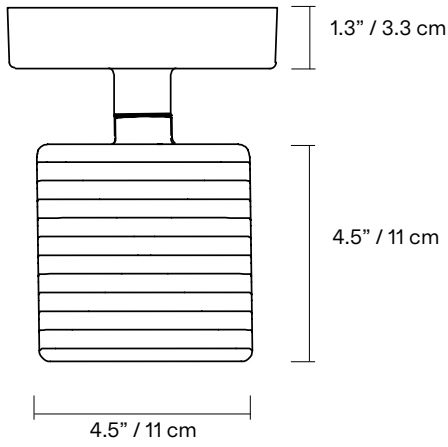


DORVAL 04



Based on CLUZEL / PLUCHON's original pendant prototype Dorval 01, this collection is layered in history, a subtle interplay between contemporary and vintage industrial design. Drawing equal inspiration from airport runway lights and the classic Motobecane french moped, the result is a light both confrontational and intriguing—one which poses an immediate invitation to play.

TYPE	Wall, softwire version
CONSTRUCTION	Powder coated or polished aluminum body and head Clear prismatic PMMA lens Polyester or aluminum cord
SPECIFICATIONS	Source: LED array, integrated Power consumption: 5W Color temperature: Lamp is set to dim to warm mode (3000K to 2200K) Lumen output: 3000K - 402 lm Colour rendering index: ≥ 90 CRI Colour consistency: 3 SDCM Expected lifetime: $\geq 50\ 000$ h
CONTROL	90-264VAC Plug-in Driver, integrated touch dimmer
CORD LENGTH	96" / 244 cm
WEIGHT	4.37lb / 2kg
CERTIFICATIONS	    IP20
WARRANTY	2 years



*dimensions are approximate and may vary slightly

FINISH



BK
Textured
black



WH
Textured
white



MB
Textured
midnight
blue



BG
Textured
beige



AL
Polished
aluminum

CORD



BK
Black



WH
White



MB
Midnight
blue



BG
Beige

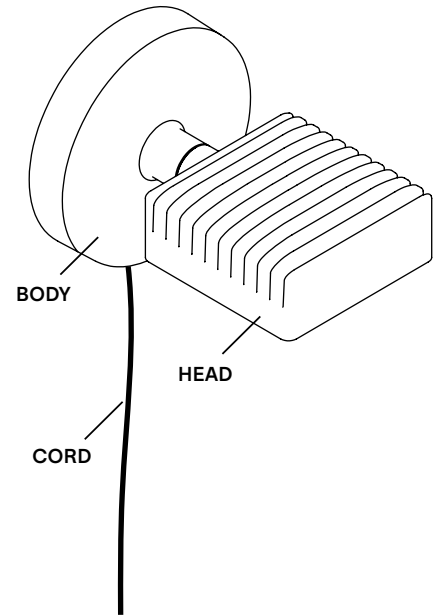


AL
Aluminum

NOTES

- Must be installed by an electrician
- LED may only be changed by Lambert & Fils or other authorized personnel
- Not protected against liquids (refer to IP20)
- Additional charges for modifications or for special orders
- Please refer to maintenance sheet on our website for cleaning instructions

LAMP ANATOMY



		Example	Fill with your selection
COLLECTION	DORVAL Dor	DOR	DOR
MODEL	04	04	04
INSTALLATION	SW	SW	SW
FINISH	BK Textured Black WH Textured White MB Textured Midnight Blue BG Textured Beige AL Aluminum	BK	
CORD	BK Black WH White MB Midnight Blue BG Beige AL Aluminum	BK	
FULL SKU		DOR04SWBKBK	
		NOTES	

* Specific CCT selection only available in 100K increments, from 2200K to 4000K inclusively.
Not available with Dim-to-Warm feature.

TOUCH DIMMER CONTROL

GENERAL NOTES

The touch dimmer is located on the end cap of the horizontal arm.
The luminaire is preset to dim-to-warm mode (3000K-2200K). Other options available, refer to programming section below.
When plugging in the luminaire, wait 5 seconds before touching the sensitive end cap.

STANDARD OPERATIONS

1 or 2 touches = Turn ON/OFF

1 constant touch when light is OFF = Light dims up from 0%

1 constant touch when light is ON = Light dims up/down alternatively

3 touches = Turn ON 100%

PROGRAMMING

4 touches = Cycle colour temperature (CCT) value between 2200K-2700K-3000K-3500K-4000K.
Repeat the 4 touches in between each value. Light will blink to indicate it has switched from a value to the other.

5 touches = Set to dim-to-warm mode (3000K to 2200K). Light will blink two times to indicate it has recorded the value.
Repeat the 5 touches to set to dim-to-warm mode (2700K to 2200K). Light will blink two times to indicate it has recorded the value.

