

SONO FLEX TRIMLESS

xal.com/sono-flex-trimless

Quickinfo

GENERAL

Recessed
Indoor and outdoor

OPTICAL

Direct
PMMA cover, opal

LED

Up to 128lm/W
3000K, 4000K, tunable white
CRI > 80

ESTIMATED LED LIFETIME

L90 / 50.000h

ELECTRICAL

220–240 V
Non DIM, DIM DALI
DIM DALI: RCS, CLO

PHYSICAL


Aluminium
Powder-coated
ø 350–600 mm
H 100 mm



Description

DE Runde Einbauleuchte aus Aluminium, bestehend aus Leuchtenkörper (SONO) und Einbaugehäuse; Gehäuse geeignet für den randlosen Einbau in Gipskartondecken; spezielle Randausbildung mit Rillen für bessere Haftung der Spachtelmasse; geeignet für Deckenstärken von 10–25mm; Oberfläche weiß pulverbeschichtet; Leuchte wahlweise deckenbündig oder 25 mm hervorstehend werkzeuglos im Gehäuse einsetzbar; absolut homogen ausgeleuchtete, satinierte PMMA Abdeckung; gleiche Leuchtdichte bei allen Flächenleuchten mit selber Bestückung (e LED oder e² LED); energieeffiziente LEDs mit hoher Farbwiedergabe; Binning < 3-Step MacAdam; lieferbar in den Lichtfarben 3000K und 4000K, optional mit tunable white Bestückung (3000–6000K); CRI > 80; min. 90% des Lichtstromes nach 50.000 Betriebsstunden; Schutzart IP50/IP54; SK I; optional mit RCS-Funktion (Radar Control System); inkl. Konverter, wahlweise nicht dimmbar oder DALI-dimmbar, dimmbare Leuchten mit CLO-Funktion (Constant Lumen Output); optional mit LED Notlichtelement mit 1h oder 3h Akku und Selbsttest

EN Round recessed luminaire made of aluminium, comprises luminaire housing (SONO) and installation housing; housing suited for trimless installation in plasterboard ceilings; specially designed trim with grooves for better adhesion of smoothing compound; suitable for ceiling thicknesses of 10–25mm; surface in white powder coating; light installs in housing without tools optionally flush or protruding by 25mm; perfectly uniform illumination, satined PMMA cover; same light density for all surface lights with the same diodes (e LED or e² LED); energy efficient LEDs with high colour rendering; binning < 3-Step MacAdam; available in light colours 3000K and 4000K, optionally with tunable white elements (3000–6000K); CRI > 80; min. 90% of luminous flux after 50,000 operating hours; IP50/IP54 standard; PC I; optionally with RCS function (Radar Control System); incl. converter, optionally non dimmable or dimmable via DALI signal, dimmable luminaires with CLO function (Constant Lumen Output); optionally with LED-emergency light element with 1h or 3h rechargeable battery and self-test



Flush mounting



Jut-out mounting

Order Options

IP RATING	
IP50	0
IP54	8

Combination IP54 + emergency not possible

COLOUR TEMPERATURE	
3000K	5
4000K	6

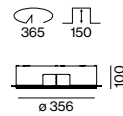
CONTROL	
non DIM	1
DIM DALI / CLO (only for e ² LED)	3
RCS Master	M
RCS Slave	S

Combination RCS + emergency not possible

MATERIAL COLOUR	
white	

EMERGENCY	
1h accupack	N L 1
3h accupack	N L 3

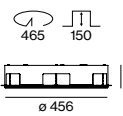
Combination emergency + RCS not possible



SONO FLEX TRIMLESS 350 e LED / e² LED

		IP50	IP54	6,0 kg
--	--	------	------	--------

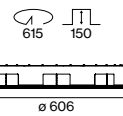
SYSTEM POWER	COLOUR TEMP.	LUMINOUS FLUX	ORDER CODE
8W e	3000K	940 lm	63 - 2 2 3 9 7 0
	4000K	980 lm	
15W e ²	3000K	1700 lm	63 - 2 2 3 8 7 0 ●
	4000K	1800 lm	
15W e ²	tunable white		63 - 2 2 3 8 0 3 7 0



SONO FLEX TRIMLESS 450 e LED / e² LED

		IP50	IP54	8,1 kg
--	--	------	------	--------

SYSTEM POWER	COLOUR TEMP.	LUMINOUS FLUX	ORDER CODE
12W e	3000K	1500 lm	63 - 2 2 4 9 7 0
	4000K	1500 lm	
23W e ²	3000K	2600 lm	63 - 2 2 4 8 7 0 ●
	4000K	2800 lm	
23W e ²	tunable white		63 - 2 2 4 8 0 3 7 0

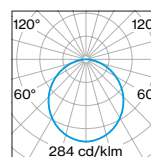


SONO FLEX TRIMLESS 600 e LED / e² LED

		IP50	IP54	13,2 kg
--	--	------	------	---------

SYSTEM POWER	COLOUR TEMP.	LUMINOUS FLUX	ORDER CODE
24W e	3000K	2900 lm	63 - 2 2 5 9 7 0
	4000K	3000 lm	
43W e ²	3000K	5000 lm	63 - 2 2 5 8 7 0
	4000K	5200 lm	
43W e ²	tunable white		63 - 2 2 5 8 0 3 7 0

Light distribution



opal
↓ e² LED
LOR = 78 %


Accessories

INSTALLATION TEMPLATE

TYPE	ORDER CODE
SONO FLEX TRIMLESS 350	063 - 2 2 3 0 0 0 0
SONO FLEX TRIMLESS 450	063 - 2 2 4 0 0 0 0
SONO FLEX TRIMLESS 600	063 - 2 2 5 0 0 0 0

CONCRETE INSTALLATION HOUSING

TYPE	Ø-H (mm)	ORDER CODE
SONO FLEX TRIMLESS 350	350·107	063 - 2 2 3 8 1 0 0
SONO FLEX TRIMLESS 450	450·107	063 - 2 2 4 8 1 0 0
SONO FLEX TRIMLESS 600	600·107	063 - 2 2 5 8 1 0 0



Inspiration

Dental Surgery Dr. Rossi
Ludwigshafen

ARCHITECT

Wüst Praxis- und
Inneneinrichtungen
Pforzheim

LIGHTING DESIGN

DECOLUX Lichttechnik
Pforzheim

SOLUTION

SONO FLEX TRIMLESS
600 mm
43 W e² LED
3000 K

