

Silo 2S







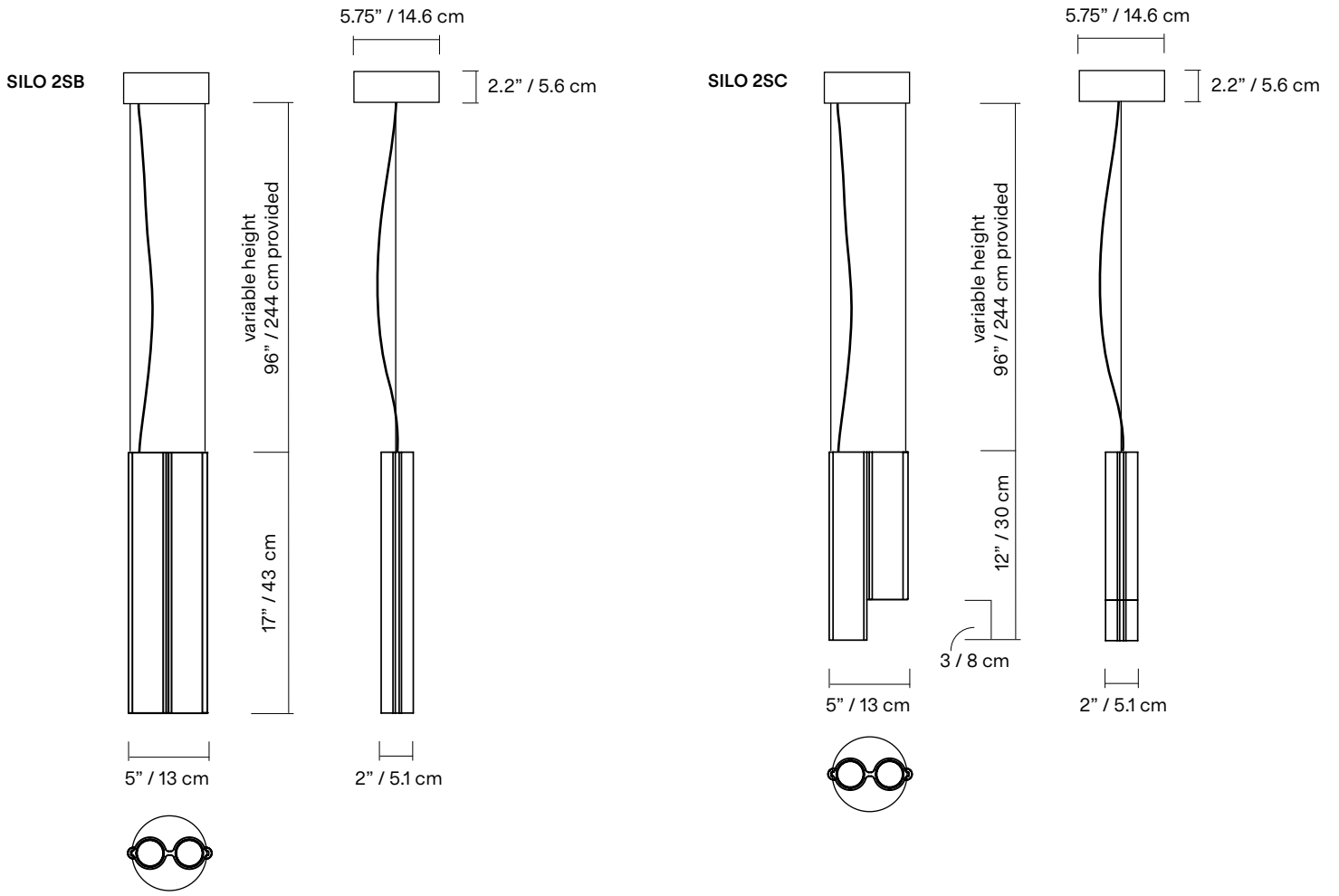
2SB



2SC

The Silo collection inhabits many worlds at once, creating a striking metaphor for duality. Mysterious yet inviting, the true magic lies in how its rhythmic curves shape light and space around it. Made using custom aluminium extrusions, the modular uplight-downlight creates a theatrical yet sleek composition.

TYPE	Suspension
CONSTRUCTION	Powder coated, mirror polished or tumbled aluminum body Powder coated canopy Polycarbonate lens Polyurethane cord
SPECIFICATIONS	Source: LED array, integrated Power consumption: downlight only- 10.6W downlight and uplight- 14.8W Colour temperature: 3000K 2700K dim to warm 3000K to 2200K dim to warm 2700K to 2200K Lumen output: 3000K downlight - 312lm 3000K downlight and uplight - 604lm 2700K downlight - 297lm 2700K downlight and uplight - 576lm Colour rendering index: ≥90 CRI Colour consistency: 3 SDCM Expected lifetime: ≥50 000h
CONTROL	120/277V on/off, 0-10V, or phase dimming (120V only) 220-240V: On/Off, Phase Dimming, DALI
CORD LENGTH	120" / 304 cm
STAINLESS STEEL CABLE	96" / 244 cm
WEIGHT	2SB- 3.71lbs / 1.7Kg 2SC- 2.55lbs / 1.2Kg
CERTIFICATIONS	    IP20
WARRANTY	2 years



*dimensions are approximate and may vary slightly

FINISH



BK
Textured black



WH
Textured white



MR
Mirror polished



TA
Tumbled aluminum



BG
Textured beige



DP
Wrinkled dusty pink



TC
Textured terracotta



AU
Textured aubergine



OB
Glossy oxblood



MB
Textured midnight blue

CORD



BK
Black



WH
White

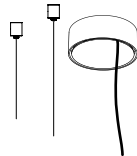


CU
Cumin

MOUNTING




SM
Surface mounted



OS
Offset surface mounted

CONFIGURATION



D- DOWNLIGHT ONLY
Downlight in each cylinder

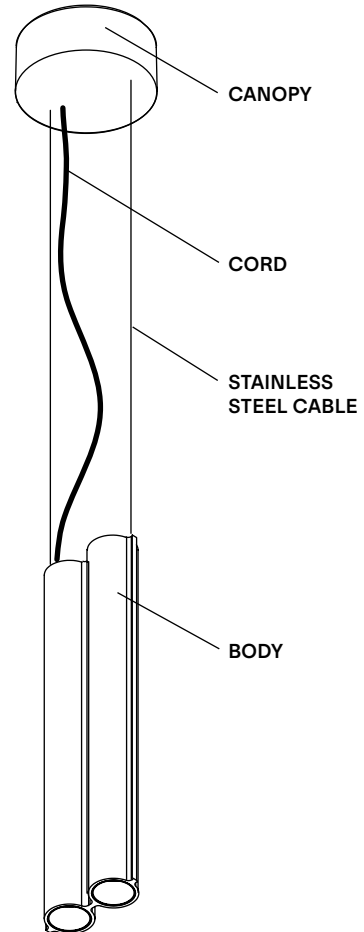


C- DOWNLIGHT WITH UPLIGHT
Downlight in each cylinder
+ uplight in 2nd cylinder
from the cord

NOTES

- Must be installed by an electrician
- LED may only be changed by Lambert & Fils or other authorized personnel
- Not protected against liquids (refer to IP20)
- Additional charges for modifications or for special orders
- Please refer to maintenance sheet on our website for cleaning instructions

LAMP ANATOMY



		Example	Fill with your selection
COLLECTION	SIL Silo	SIL	SIL
MODEL	2S	2S	2S
SHAPE	B C	B	
CONFIGURATION	D Downlight only C Downlight with uplight	D	
BODY	BK Textured black WH Textured white MR Mirror polished aluminum TA Tumbled aluminum BG Textured beige DP Wrinkled dusty pink TC Textured terracotta AU Textured aubergine OB Glossy oxblood MB Textured midnight blue CC Custom colour*	BK	
CORD	BK Black WH White CU Cumin	BK	
CANOPY AND ANCHORS	BK Textured black WH Textured white BG Textured beige DP Wrinkled dusty pink TC Textured terracotta AU Textured aubergine OB Glossy oxblood MB Textured midnight blue CC Custom colour*	BK	
MOUNTING	SM Surface mounted OS Offset surface mounted	SM	
COLOUR TEMPERATURE (CCT)	WL Warm light (2700K) NL Neutral light (3000K) D27 Dim to warm (2700K-2200K) D30 Dim to warm (3000K-2200K) CCT Other CCT available upon request**	WL	
DIMMING	ZT 0-10V (120VAC only) PH Phase dimming DA DALI (220-240VAC only)	ZT	
FULL SKU		SIL2SBDBKBKBSMWLZT	

NOTES

*Custom colour available upon request. Material library on website.

**Specific CCT selection only available in 100k increments, from 2200K to 4000K inclusively and not available with Dim-to-Warm feature.