

MICHAEL ANASTASSIADES

Ball Light Small Wall Bracket, 2008








Ball Light Small Wall Bracket, 2008

Polished brass, polished nickel or black patinated stainless steel

2m standard flex length, bespoke length by order



Bulb Specifications

Bulb specifications 240V
E14 G9 33W Raxon halogen retrofit / ø45mm white globe
458 lm / 2700K

Bulb specifications 120V
E26 G9 33W Raxon halogen retrofit / ø1.775" white globe
458 lm / 2700K

120V version supplied with 4" junction box cover

Product Specifications

Input voltage: 120V / 240V
Maximum wattage: 33W
Dimmable: yes
Ball Light Large Wall Bracket weight: ~1.5kg
Ball Light Small Wall Bracket weight: ~1.5kg

Cleaning Instructions

Before cleaning, lighting fixtures must be turned off and unplugged from mains electricity. Whilst cleaning them please be extremely careful and use the white cotton gloves provided in the product box.

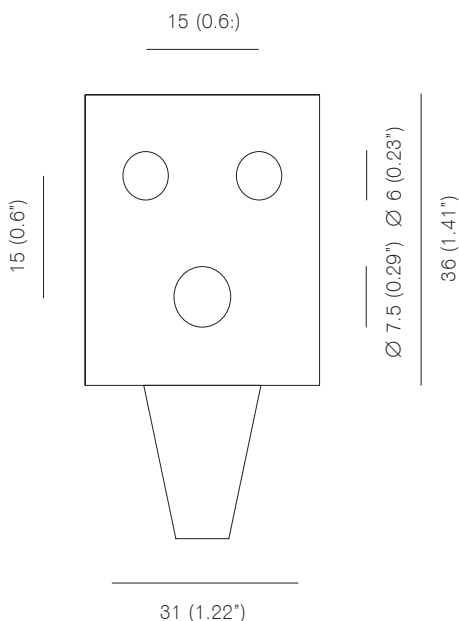
Polished brass: As the item is unlacquered, it naturally oxidises (darkens). Upon touching the items without gloves, finger prints are likely to occur and leave marks. Use a good quality brass cleaning liquid and follow the product instructions using the extra soft dust cloth. Do not apply pressure on persistent marks. Remove them using repeated gentle motions and by reapplying the brass cleaning liquid.

Polished nickel: Use a lightly damp soft dust cloth and gently go over marks until clean. Dry it afterwards with a soft dust cloth. Make sure the product is completely dry before switching the electricity on.

Black patinated: Use a lightly damp soft dust cloth and gently go over marks until clean. Dry it afterwards with a soft dust cloth. Make sure the product is completely dry before switching the electricity on.

Glass sphere: Remove the glass sphere from the product. Using a lightly damp cloth, clean only the outside of the sphere and dry it with a dry soft dust cloth. Only put the glass sphere back on the product once it is fully dry.

Back plate



Mounting screws not included.
6mm countersunk screw recommended.

MICHAEL ANASTASSIADES

Ball Light Large Wall Bracket, 2008



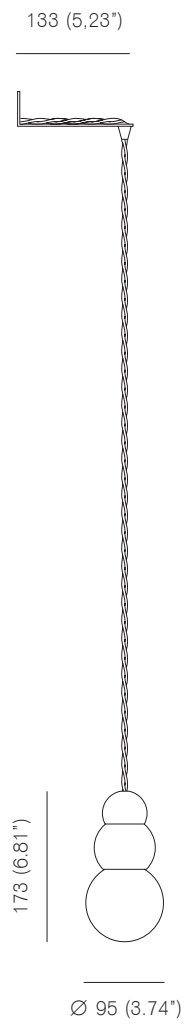




Ball Light Large Wall Bracket, 2008

Polished brass, polished nickel or black patinated stainless steel

2m standard flex length, bespoke length by order



Bulb Specifications

Bulb specifications 240V
E27 G9 33W Raxon halogen retrofit / ø95mm white globe
458 lm / 2700K

Bulb specifications 120V
E26 G9 33W Raxon halogen retrofit / ø3.75" white globe
458 lm / 2700K

120V version supplied with 4" junction box cover

Product Specifications

Input voltage: 120V / 240V
Maximum wattage: 33W
Dimmable: yes
Ball Light Large Wall Bracket weight: ~1.5kg
Ball Light Small Wall Bracket weight: ~1.5kg

Cleaning Instructions

Before cleaning, lighting fixtures must be turned off and unplugged from mains electricity. Whilst cleaning them please be extremely careful and use the white cotton gloves provided in the product box.

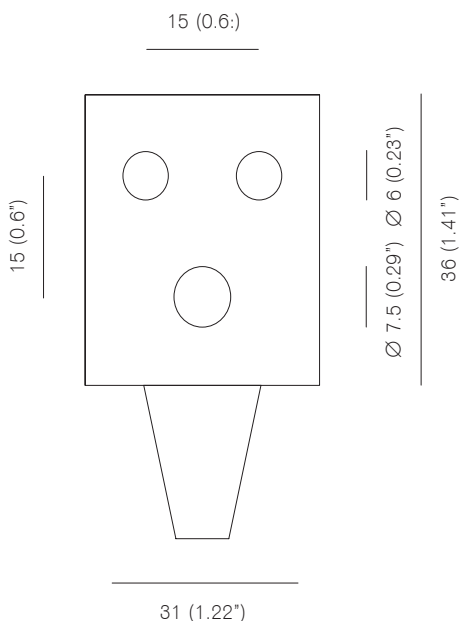
Polished brass: As the item is unlacquered, it naturally oxidises (darkens). Upon touching the items without gloves, finger prints are likely to occur and leave marks. Use a good quality brass cleaning liquid and follow the product instructions using the extra soft dust cloth. Do not apply pressure on persistent marks. Remove them using repeated gentle motions and by reapplying the brass cleaning liquid.

Polished nickel: Use a lightly damp soft dust cloth and gently go over marks until clean. Dry it afterwards with a soft dust cloth. Make sure the product is completely dry before switching the electricity on.

Black patinated: Use a lightly damp soft dust cloth and gently go over marks until clean. Dry it afterwards with a soft dust cloth. Make sure the product is completely dry before switching the electricity on.

Glass sphere: Remove the glass sphere from the product. Using a lightly damp cloth, clean only the outside of the sphere and dry it with a dry soft dust cloth. Only put the glass sphere back on the product once it is fully dry.

Back plate



Mounting screws not included.
6mm countersunk screw recommended.

Michael Anastassiades' design philosophy is to preserve the inherent qualities of given material. All of our products are handmade and come in natural finishes, exposed to the elements without any protective lacquers. We look at oxidation as part of a process that adds to the patina of an object, increasing beauty with time. We try our best for all goods to leave our premises in pristine condition, but sometimes products may arrive with minor oxidation marks.

Whilst every effort is made to ensure accurate representation of product colours, finishes and dimensions, Michael Anastassiades Ltd reserves the right to alter these details without notice, in compliance with its own production needs, technological changes or in response to the current market needs. Colour swatches are for reference only; Michael Anastassiades Ltd cannot guarantee exact colour match for any product finishes.

All designs are protected under copyright law. Michael Anastassiades holds the exclusive manufacturing and distribution rights worldwide. Copying will be prosecuted.

All light fixtures in this catalogue have CE marking compliance.

Michael Anastassiades Ltd.
122 Lower Marsh, London SE1 7AE
T +44 (0)20 7928 7527
sales@michaelanastassiades.com
www.michaelanastassiades.com
© 2015 Michael Anastassiades Ltd. All rights reserved.